

**SFP28**

TE Internal #: 2007417-7

SFP, SFP+ & zSFP+, Cage Assembly with Integrated Connector,
Data Rate (Max) 16 Gb/s, Elastomeric Gasket, SFP+, With
Lightpipe, 2 x 2

[View on TE.com >](#)

Connectors > Pluggable IO Connectors & Cages > SFP, SFP+ & zSFP+ > SFP+ Stacked Cage Assemblies

Pluggable I/O Product Type: **Cage Assembly with Integrated Connector**Data Rate (Max): **16 Gb/s**EMI Containment Feature Type: **Elastomeric Gasket**Pluggable I/O Applications: **SFP+**Lightpipe Options: **With Lightpipe**[All SFP+ Stacked Cage Assemblies \(125\)](#)**Features****Product Type Features**

| | |
|-----------------------------------|---|
| Form Factor | SFP+ |
| Cage Type | Stacked |
| Pluggable I/O Product Type | Cage Assembly with Integrated Connector |
| Lightpipe Options | With Lightpipe |
| Connector System | Cable-to-Board |
| Sealable | Yes |
| Connector & Contact Terminates To | Printed Circuit Board |

Configuration Features

| | |
|---------------------------|---------------------------|
| Port Matrix Configuration | 2 x 2 |
| Lightpipe Configuration | Single Triangular (Outer) |
| Number of Ports | 4 |
| Number of Positions | 80 |

Electrical Characteristics

| | |
|-----------------|---------|
| Data Rate (Max) | 16 Gb/s |
|-----------------|---------|

Contact Features

| | |
|--|-------------|
| Tail Plating Material | Tin |
| Contact Mating Area Plating Material Thickness | .76 μ m |



| | |
|--------------------------------------|--|
| Contact Mating Area Plating Material | Gold or Gold Flash over Palladium Nickel |
|--------------------------------------|--|

Termination Features

| | |
|---|--------------------------|
| Termination Post & Tail Length | 3 mm[.118 in] |
| Termination Method to Printed Circuit Board | Through Hole - Press-Fit |

Mechanical Attachment

| | |
|-------------------------|-------------|
| Connector Mounting Type | Board Mount |
|-------------------------|-------------|

Housing Features

| | |
|--------------------|----------------|
| Cage Material | Nickel Silver |
| Centerline (Pitch) | .8 mm[.032 in] |

Dimensions

| | |
|-----------------------------|-----------------|
| PCB Thickness (Recommended) | 1.5 mm[.059 in] |
|-----------------------------|-----------------|

Usage Conditions

| | |
|-----------------------------|----------------------------|
| Operating Temperature Range | -55 – 105 °C[-67 – 221 °F] |
|-----------------------------|----------------------------|

Operation/Application

| | |
|----------------------------|--------|
| Heat Sink Compatible | No |
| Pluggable I/O Applications | SFP+ |
| Circuit Application | Signal |

Industry Standards

| | |
|------------------------|----------|
| UL Flammability Rating | UL 94V-0 |
|------------------------|----------|

Packaging Features

| | |
|------------------|-----|
| Packaging Method | Box |
|------------------|-----|

Other

| | |
|------------------------------|--------------------|
| EMI Containment Feature Type | Elastomeric Gasket |
|------------------------------|--------------------|

Product Compliance

[For compliance documentation, visit the product page on TE.com>](#)

| | |
|---|--|
| EU RoHS Directive 2011/65/EU | Compliant |
| EU ELV Directive 2000/53/EC | Compliant |
| China RoHS 2 Directive MIIT Order No 32, 2016 | No Restricted Materials Above Threshold |
| EU REACH Regulation (EC) No. 1907/2006 | Current ECHA Candidate List: JUNE 2022 (224) |















Candidate List Declared Against: JUNE 2022 (224)
Does not contain REACH SVHC

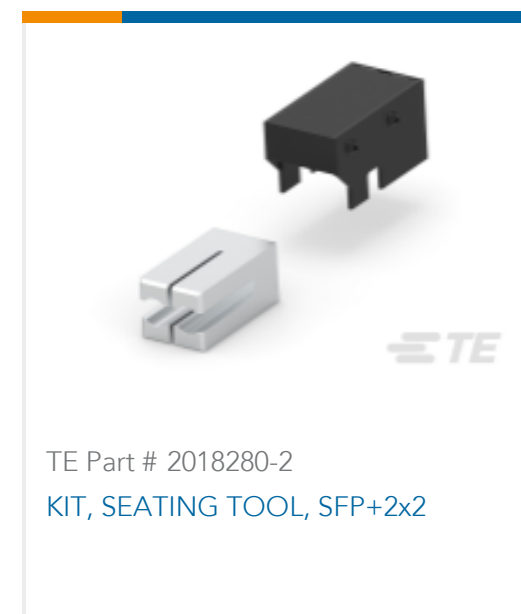
| | |
|---------------------------|--|
| Halogen Content | Not Low Halogen - contains Br or Cl > 900 ppm. |
| Solder Process Capability | Not applicable for solder process capability |

Product Compliance Disclaimer

This information is provided based on reasonable inquiry of our suppliers and represents our current actual knowledge based on the information they provided. This information is subject to change. The part numbers that TE has identified as EU RoHS compliant have a maximum concentration of 0.1% by weight in homogenous materials for lead, hexavalent chromium, mercury, PBB, PBDE, DBP, BBP, DEHP, DIBP, and 0.01% for cadmium, or qualify for an exemption to these limits as defined in the Annexes of Directive 2011/65/EU (RoHS2). Finished electrical and electronic equipment products will be CE marked as required by Directive 2011/65/EU. Components may not be CE marked. Additionally, the part numbers that TE has identified as EU ELV compliant have a maximum concentration of 0.1% by weight in homogenous materials for lead, hexavalent chromium, and mercury, and 0.01% for cadmium, or qualify for an exemption to these limits as defined in the Annexes of Directive 2000/53/EC (ELV). Regarding the REACH Regulation, the information TE provides on SVHC in articles for this part number is based on the latest European Chemicals Agency (ECHA) 'Guidance on requirements for substances in articles' posted at this URL: <https://echa.europa.eu/guidance-documents/guidance-on-reach>

Compatible Parts

| | | | |
|---|--|--|---|
|  <p>TE Part # CAT-C11-H50626 SFP+ to SFP+ I/O Cable Assembly: 30 AWG</p> |  <p>TE Part # CAT-C11-N490333 QSFP28-Four SFP+ Cable Assembly: 30 AWG</p> |  <p>TE Part # CAT-C11-N490325 QSFP28-Four SFP+ Cable Assembly: 26 AWG</p> |  <p>TE Part # 2334985-2 SFP28 DIRECT ATTACH CA, 1M, 32AWG</p> |
|  <p>TE Part # CAT-C11-N4901114 SFP28 to SFP28 Cable Assembly: 30 AWG</p> |  <p>TE Part # CAT-C11-N49011 SFP28 to SFP28 Cable Assembly: 26 AWG</p> |  <p>TE Part # CAT-Q17-N49011 QSFP56-Four SFP56 Cable Assembly: 30 AWG</p> |  <p>TE Part # CAT-Q17-N490333 QSFP56-Four SFP56 Cable Assembly: 26 AWG</p> |
|  <p>TE Part # 4-2821222-5 SFP56 DIRECT ATTACH CA, 2M, 30AWG</p> |  <p>TE Part # 4-2821224-5 SFP56 DIRECT ATTACH CA, 3M, 26AWG</p> |  <p>TE Part # 4-2334985-2 SFP56 DIRECT ATTACH CA, 1M, 32AWG</p> |  <p>TE Part # 1761394-1 DUST COVER, SFP, GANGED & STACKED</p> |



Documents

Product Drawings

[SFP+assy 2x2 gasket Outer Lp Sn](#)

English

CAD Files

[3D PDF](#)

3D

Customer View Model

[ENG_CVM_CVM_2007417-7_F.2d_dxf.zip](#)

English

Customer View Model

[ENG_CVM_CVM_2007417-7_F.3d_igs.zip](#)

English

Customer View Model

[ENG_CVM_CVM_2007417-7_F.3d_stp.zip](#)

English

By downloading the CAD file I accept and agree to the [Terms and Conditions](#) of use.

Datasheets & Catalog Pages

[1773408-1 Pluggable Input/Output Solutions catalog - SFP+ section](#)

English

[SFP+ Product Family: Cages, Connectors, Cable Assemblies 4-1773449-5](#)

English

[4-1773455-3 - Quick Reference Guide SFP+ Solutions](#)

English

Product Specifications



Application Specification

English

Product Environmental Compliance

TE Material Declaration

English

Instruction Sheets

Instruction Sheet (U.S.)

English

Instruction Sheet (U.S.)

English